

# MOBILE (MANUFACTURED) HOME – PBI SPECIFICATIONS

(Steel Chassis – Deformation Resistant)

Owner Name: \_\_\_\_\_

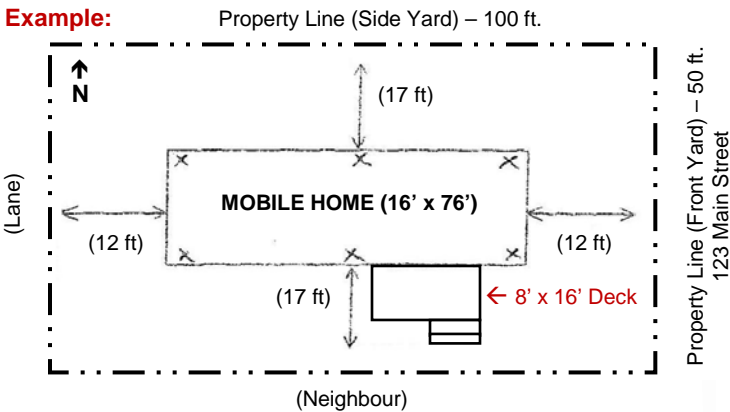
Municipality: \_\_\_\_\_

Owner: (Cell) \_\_\_\_\_ (H) \_\_\_\_\_

Jobsite Address: \_\_\_\_\_

## Site Plan (on a separate sheet, draw and note the following):

- Draw property shape and note dimensions (indicate ft or m).
- Indicate North direction.
- Draw mobile/manufactured home and note dimensions.
- Note distance of home to the property lines (in four directions).
- Show location of all doors and windows and note their sizes.
- Note distance of home to other buildings on the same property.
- Indicate location of ground anchors with "X's" (see example below)
- Label street name(s), roads, lanes, etc. that border property.
- Draw location and size of landings and/or deck, including stairs.
- For new deck, complete and submit PBI Deck Specifications.



## Foundation

\*\*\* Pier spacing must conform to the manufacturer's blocking chart.

- Submit a copy of the manufacturer's blocking chart to PBI.**

### Pier Type: (Check One)



- Pressure-treated (PT) Lumber ( \_\_\_\_\_ x \_\_\_\_\_ )

- Wood Cribs  
Size of Pier: (H) \_\_\_\_\_ x (W) \_\_\_\_\_  
(Note: Piers must be at least as wide as they are high)

- Concrete Blocks  
(Recommend 1/4" plywood is put between each stacked block to reduce stress on the blocks and increase resistance to lateral movement.)

### Footing Type: (Check One)

- Concrete Pad       PT Lumber (2" x 6" - 3 layers)

Unreinforced concrete footings beneath piers must be at least 100 mm (4") thick and must not project beyond the pier by a distance greater than their thickness (CSA Z240 6.2.3.)

- Piles (Diameter: \_\_\_\_\_ & Depth: \_\_\_\_\_)

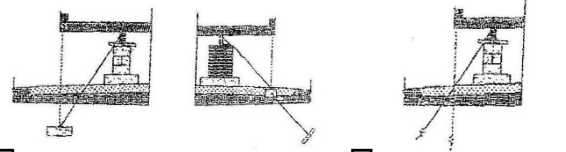


- Reinforced Concrete       Helical Screw Piles

## Ground Anchors

\*\*\* Anchoring is to conform to manufacturer's specifications and CSA Z240.10.1, "Site Preparation, Foundation, and Anchorage of Manufactured Homes" (NBC 9.23.6.3.)

### Ground Anchor Type: (Check One)



- Concrete "deadman" anchors       Ground auger type



- Duckbill type anchor
- Reinforced Concrete Slab

- Concrete Pile

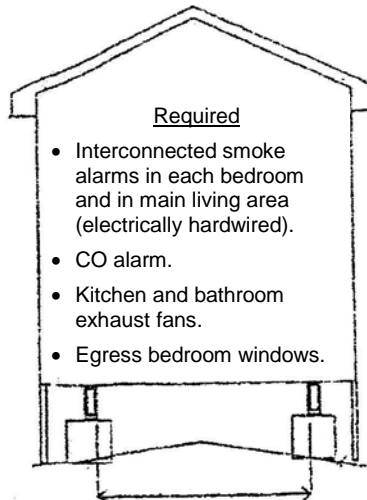
## Site Preparation & Crawl Space

### Site Preparation

- Min. 2% grade to beyond home
- Gravel sub-base
- 6 Mil Poly Ground Sheet (CAN/CGSB 51.34 M86)
- Sand / Dirt / Gravel topping

### Crawl Space

- Skirting Type: (Check One)
  - Pressure-treated wood
  - Vinyl
  - Metal
- Ventilation required (1 ft<sup>2</sup> / 500 ft<sup>2</sup> floor area)
- Access hatch required (20"x28")



### Required

- Interconnected smoke alarms in each bedroom and in main living area (electrically hardwired).
- CO alarm.
- Kitchen and bathroom exhaust fans.
- Egress bedroom windows.

## Information Required:

- Is the home CSA-A277 certified?  Yes  No (See below) (If no, then a NBC compliance inspection is required.)
- Is the home CSA-Z240 certified?  Yes  No (Above applies)
- Is a detailed Site Plan included?  Yes  No (Must be provided)
- Is page 3 of PBI Deck Specifications included?  Yes  No deck
- Is manufacturer's blocking chart included?  Yes  No (Required)
- Provide information below (found on the CSA or Intertek label located at the electrical panel or inside of the kitchen cupboard):

Manufacturer: \_\_\_\_\_

Year Built: \_\_\_\_\_ Weight: \_\_\_\_\_ (lbs or kg)

Size: \_\_\_\_\_ (Width) x \_\_\_\_\_ (Length) (ft or m)

Cert/Issue No: \_\_\_\_\_